


# PERDURUS



**PER  
ALLOY**

**PERDURUS ALUMINIUM MOTORS**





PERDURUS is the Australian subsidiary of Huifeng Motors, leveraging more than 30 years of global manufacturing experience across Australia, Europe, and the USA. We supply IEC, NEMA, and fully customised electric motors designed to meet international standards, including IEC, CE, UL, SA, and MEPS and engineered specifically for Australian operating conditions.

The PERDURUS portfolio spans a complete range of high-demand motor constructions and technologies engineered for industrial durability, energy efficiency, and long service life. Each PERDURUS motor is designed to operate reliably across diverse applications and environments. With robust ingress protection as standard, our motors deliver dependable performance in challenging and harsh operating conditions.

With a combination of global capability, local stock, and genuine application engineering expertise, PERDURUS provides fast and tailored solutions for Australian industry. Our team brings over two decades of technical and manufacturing experience, enabling us to understand real-world challenges and deliver motors that meet stringent performance, reliability, and compliance requirements.

PERDURUS is committed to powering Australia's industries with reliable, efficient, and future-ready motor solutions.



### ALUMINIUM FRAME THREE PHASE INDUCTION MOTORS

- Designed and manufactured in accordance with IEC 60034
- Removable feet & multi-mount flexibility
- Premium bearings (SKF)
- 36-month warranty



### Product Description

---

Perdurus PME series three-phase induction motors are engineered for demanding industrial applications where efficiency, durability, and performance are critical. Built with a fully aluminium frame and precision design, they deliver long service life, low maintenance, and reliable operation across a wide range of industries.

With optimized windings and robust construction, PME motors provide high efficiency and consistent performance under continuous duty, making them the preferred choice for applications such as HVAC systems, pumps, compressors, conveyors, and machine tools.

### Motor Features

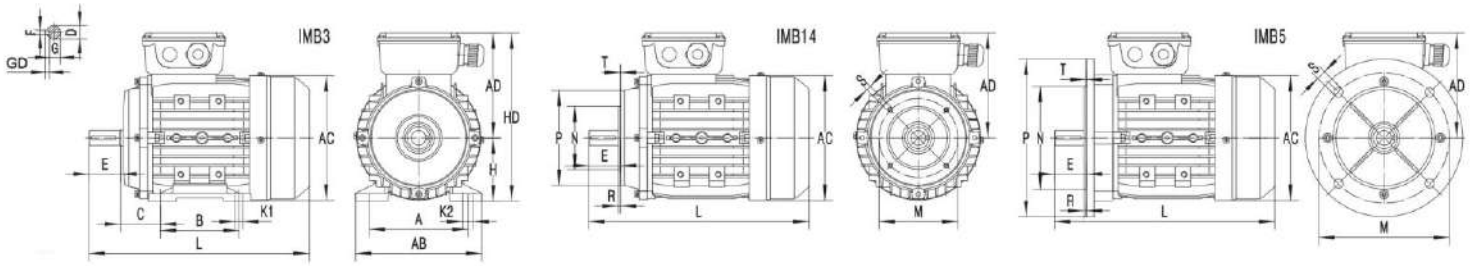
---

- Fully aluminium frame – lightweight, corrosion resistant
- Multi-mount, removable feet for installation flexibility
- Insulation Class F, with temperature rise to Class B (80 K)
- Duty cycle: S1 (continuous operation)
- IP55 protection (dust-protected, water jets)
- VPI-treated windings for improved insulation reliability
- Low noise, vibration within IEC 60034-14 limits
- TEFC design (IC411 cooling)
- Compatible with DOL and Star-Delta starting methods
- Efficiency standards conform to IEC/EN 60034-30 IE2
- Test standards conform to IEC/EN 60034-2-1
- Tolerance standards conform to IEC/EN 60034-1

Technical Data(50Hz)

Model No.	Output	IEC Frame	Poles	Rated speed	Voltage	Efficiency % of Full Load	Power Factor Full Load	CURRENT		TORQUE				NOISE B3	Approx Weight B3
								Full Load	Locked Rotor	Full Load	Locked Rotor	Pull Up	Break Down		
	(kW)			(rpm)	(V)	$\eta$	(Cos $\phi$ )	(A)	(%)	Tr(Nm)	T <sub>r</sub>	T <sub>pu</sub>	T <sub>b</sub> /Tr	dB(A)	(kg)
PME5612	0.09	56	2	2740	240 / 415	62.0	68.0	0.30 / 0.17	350	0.314	320	260	310	70	3.2
PME5622	0.12	56	2	2740	240 / 415	67.0	71.0	0.35 / 0.20	490	0.418	350	330	370	70	3.8
PME6312	0.18	63	2	2730	240 / 415	62	70	1.0 / 0.6	370	0.627	225	210	250	70	3.7
PME6322	0.25	63	2	2750	240 / 415	66	73	1.2 / 0.7	320	0.871	270	270	350	70	4.2
PME7112	0.37	71	2	2800	240 / 415	73	74	1.7 / 1	445	1.29	335	280	240	75	5.1
PME7122	0.55	71	2	2800	240 / 415	75	81	2.2 / 1.3	570	6.52	345	340	325	75	6.2
PME80M1-2	0.75	80	2	2880	240 / 415	78.8	84	2.8 / 1.6	516	2.5	477	464	491	71	9.5
PME80M2-2	1.1	80	2	2880	240 / 415	80.6	86	3.8 / 2.2	731	3.73	470	389	393	71	11
PME90S-2	1.5	90	2	2870	240 / 415	82.6	86	5.0 / 2.9	845	4.99	475	424	449	75	14
PME90L-2	2.2	90	2	2870	240 / 415	84.1	87	7.3 / 4.2	962	7.28	486	422	485	75	17
PME100L-2	3	100	2	2900	240 / 415	85.3	89	9.5 / 5.5	982	9.91	477	401	482	79	24.5
PME112M-2	4	112	2	2920	415	86.3	89	7.20	1022	13	391	337	462	79	31
PME132S1-2	5.5	132	2	2920	415	87.2	89	9.90	1130	17.8	385	294	540	83	43
PME132S2-2	7.5	132	2	2920	415	88.3	89	13.30	1148	24.26	374	224	550	83	51
PME160M1-2	11	160	2	2940	415	89.5	89	19.20	787	35.63	223	120	356	79	87
PME160M2-2	15	160	2	2940	415	90.3	89	26.00	743	48.6	212	120	326	87	95
PME160L-2	18.5	160	2	2940	415	90.8	89	31.80	919	60.1	320	110	335	87	111
PME5624	0.09	56	4	1350	240 / 415	58.0	61.0	0.35 / 0.20	320	0.637	290	280	280	65	3.3
PME5634	0.12	56	4	1370	240 / 415	60.0	63.0	0.44 / 0.25	370	0.836	235	310	310	65	4.3
PME6324	0.18	63	4	1400	240 / 415	58	65	1.2 / 0.7	380	1.25	280	290	280	65	4.1
PME7114	0.25	71	4	1380	240 / 415	67	68	1.3 / 0.8	280	1.74	225	200	220	65	5.1
PME7124	0.37	71	4	1400	240 / 415	67	66	2 / 1.2	380	6.3	245	205	230	70	5.9
PME7134	0.55	71	4	1400	240 / 415	69.6	74	2 / 1.2	380	5.4	245	210	240	70	6.9
PME80M1-4	0.55	80	4	1400	240 / 415	72	80	2.3 / 1.3	435	3.86	245	215	240	70	8.7
PME80M2-4	0.75	80	4	1410	240 / 415	80.5	74	3.1 / 1.8	604	4.98	366	369	414	67	11
PME90S-4	1.1	90	4	1430	240 / 415	82.2	75	4.3 / 2.5	709	7.33	460	405	452	67	14.5
PME90L-4	1.5	90	4	1430	240 / 415	83.5	75	5.7 / 3.3	779	9.9	517	463	520	67	16
PME100L1-4	2.2	100	4	1450	240 / 415	84.9	77	8.1 / 4.7	863	14.31	404	303	528	70	24.5
PME100L2-4	3	100	4	1450	240 / 415	86	79	10.6 / 6.1	794	19.88	794	203	403	70	28
PME112M-4	4	112	4	1450	415	87	83	7.70	897	26.15	399	318	464	74	35.5
PME132S-4	5.5	132	4	1460	415	87.9	83	10.50	810	35.83	262	244	405	78	46
PME132M-4	7.5	132	4	1460	415	88.9	84	14.00	750	48.82	279	218	425	78	56
PME160M-4	11	160	4	1460	415	88.9	85	20.30	921	71.2	370	302	508	78	90
PME160L-4	15	160	4	1460	415	90.8	85	27.00	710	97.6	223	140	246	82	105
PME90S-6	0.75	90	6	940	240 / 415	76	72	3.3 / 1.9	495	7.51	225	221	288	67	12.5
PME90L-6	1.1	90	6	940	240 / 415	78.3	73	4.7 / 2.7	511	11.03	241	185	254	65	15.5
PME100L-6	1.5	100	6	950	240 / 415	79.9	70	6.4 / 3.7	590	14.91	260	224	310	67	26.5
PME112M-6	2.2	112	6	950	240 / 415	81.9	74	8.8 / 5.1	599	21.9	294	266	346	67	29.5
PME132S-6	3	132	6	960	240 / 415	83.5	74	11.8 / 6.8	616	29.8	210	180	275	71	38.5
PME132M1-6	4	132	6	960	415	84.7	74	8.90	764	39.4	280	169	325	71	48
PME132M2-6	5.5	132	6	960	415	86.1	74	12.00	713	54.3	231	155	302	71	58
PME160M-6	7.5	160	6	970	415	87.3	77	15.50	640	73.8	260	195	335	75	80
PME160L-6	11	160	6	970	415	88.7	80	21.60	695	107.7	316	230	399	75	102
PME7128	0.12	71	8	735	240 / 415	40	0.53	2.36	300	1.29	180	116	190	55	7.1
PME80M1-8	0.18	80	8	735	240 / 415	46	0.61	2.67	300	2.49	180	224	190	55	9.1
PME80M2-8	0.25	80	8	735	240 / 415	50.7	0.61	3.37	300	3.46	180	311	190	55	10.1
PME90S-8	0.37	90	8	735	240 / 415	56.1	0.61	4.51	300	5.12	180	460	190	60	11.5
PME90L-8	0.55	90	8	735	240 / 415	61.7	0.61	6.09	300	7.61	180	685	160	60	13.5

Installation Dimensions(mm)



Frame	Installation Dimensions (mm)																							Overall Dimensions (mm)					Cable Gland	
	IMB3												IMB14					IMB5						AB	AC	AD	HD	L		KK
	A	B	C	D	E	F	GD	G	H	K1	K2	M	N	P	R	S	T	M	N	P	R	S	T							
56	90	71	36	9	20	3	3	7.2	56	5.8	8.8	65	50	80	0	M5	2.5	100	80	120	0	7	3.0	110	113	107	163	198	M16*1.5	
63	100	80	40	11	23	4	4	8.5	63	7	10	75	60	90	0	M5	2.5	115	95	140	0	10	3.0	121	119	112	175	219	M20*1.5	
71	112	90	45	14	30	5	5	11	71	7	10	85	70	105	0	M6	2.5	130	110	160	0	10	3.5	132	140	119	190	250	M20*1.5	
8014	125	100	50	19	40	6	6	15.5	80	10	13	100	80	120	0	M6	3.0	165	130	200	0	12	3.5	160	157	133	213	279	M20*1.5	
80	125	100	50	19	40	6	6	15.5	80	10	13	100	80	120	0	M6	3.0	165	130	200	0	12	3.5	160	158	137	217	293	M20*1.5	
90S	140	100	56	24	50	8	7	20	90	10	13	115	95	140	0	M8	3.0	165	130	200	0	12	3.5	174	177	145	235	313	M20*1.5	
90L	140	125	56	24	50	8	7	20	90	10	13	115	95	140	0	M8	3.0	165	130	200	0	12	3.5	174	177	145	235	313	M20*1.5	
100L	160	140	63	28	60	8	7	24	100	12	16	130	110	160	0	M8	3.5	215	180	250	0	15	4.0	205	198	156	256	384	M20*1.5	
112M	190	140	70	28	60	8	7	24	112	12	15	130	110	160	0	M8	3.5	215	180	250	0	15	4.0	220	221	174	286	390	M25*1.5	
112M-4	190	140	70	28	60	8	7	24	112	12	15	130	110	160	0	M8	3.5	215	180	250	0	15	4.0	220	221	174	286	400	M25*1.5	
132S1-2	216	140	89	38	80	10	8	33	132	12	15	165	130	200	0	M10	4.0	265	230	300	0	15	4.0	252	256	192	324	439	M25*1.5	
132S2-2	216	140	89	38	80	10	8	33	132	12	15	165	130	200	0	M10	4.0	265	230	300	0	15	4.0	252	256	192	324	477	M25*1.5	
132S-4	216	140	89	38	80	10	8	33	132	12	15	165	130	200	0	M10	4.0	265	230	300	0	15	4.0	252	256	192	324	477	M25*1.5	
132M-4	216	178	89	38	80	10	8	33	132	12	15	165	130	200	0	M10	4.0	265	230	300	0	15	4.0	252	256	192	324	503	M25*1.5	
132S-6	216	140	89	38	80	10	8	33	132	12	15	165	130	200	0	M10	4.0	265	230	300	0	15	4.0	252	256	192	324	439	M25*1.5	
132M1-6	216	178	89	38	80	10	8	33	132	12	15	165	130	200	0	M10	4.0	265	230	300	0	15	4.0	252	256	192	324	477	M25*1.5	
132M2-6	216	178	89	38	80	10	8	33	132	12	15	165	130	200	0	M10	4.0	265	230	300	0	15	4.0	252	256	192	324	503	M25*1.5	
160M	254	210	108	42	110	12	8	37	160	15	19	-	-	-	-	-	300	250	350	0	19	5.0	290	313	230	390	610	M32*1.5		
160L	254	254	108	42	110	12	8	37	160	15	19	-	-	-	-	-	300	250	350	0	19	5.0	290	313	230	390	610	M32*1.5		

Note

- IMB35 refer to the dimensions of IMB3 and IMB5
- IMB34 refer to the dimensions of IMB3 and IMB14
- Installation dimensions comply with IEC60072-1, EN50347
- Tolerance on dimensions D:
  - ≤ Φ28 : j6 ; Φ32-Φ48 : k6 ; ≥ Φ55:m6;

### ALUMINIUM FRAME

### SINGLE PHASE CAPACITOR-START & RUN INDUCTION MOTORS

- Designed and Manufactured in Accordance with IEC 60034
- Removable Feet & Multi-Mount Flexibility
- Premium Bearings (SKF)
- 36-Month Warranty



### Product Description

---

Perdurus PML series single-phase induction motors are built for versatility, combining durability, energy efficiency, and ease of installation. With their fully aluminium frame and precision design, they offer long service life and reliable performance across a wide range of applications.

Equipped with both start and run capacitors inside the terminal box, the robust keyed construction ensures high starting torque and dependable operation for demanding equipment such as HVAC systems, pumps, compressors, and gearboxes.

### Motor Features

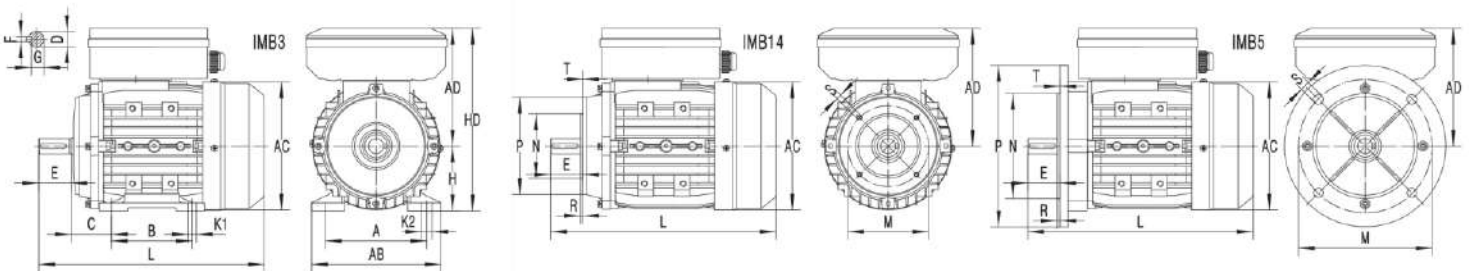
---

- Fully aluminium frame – lightweight, corrosion resistant
- Insulation Class F, with temperature rise B (80 K)
- Duty cycle: S1 (continuous operation)
- IP55 protection (dust-protected, water jets)
- VPI-treated windings for improved insulation reliability
- Low noise, vibration within IEC 60034-14 limits
- TEFC design (IC411 cooling)
- Efficiency standards conform to IEC/EN 60034-30 IE2
- Wide voltage tolerance:  $\pm 10\%$  (as per IEC 60034-1)

Technical Data(50Hz)

Model No.	Output (kW)	IEC Frame	Rated speed (rpm)	Voltage (V)	Efficiency % of Full Load $\eta$	Power Factor Full Load (Cos $\phi$ )	Rated Current (A)	Torque			Approx Weight B3 (kg)
								Full Load Tr(Nm)	Locked Rotor T <sub>lr</sub>	Break Down T <sub><math>\beta</math></sub> /Tr	
PML6312	0.18	63	2800	240	62	0.92	1.36	10	1.8	1.8	3.9
PML6322	0.25	63	2800	240	62	0.92	2.04	16	1.8	1.8	4.3
PML7112	0.37	71	2800	240	67	0.92	2.50	21	2.3	1.8	5.8
PML7122	0.55	71	2800	240	70	0.92	3.56	30	2.5	1.8	6.8
PML8012	0.75	80	2800	240	72	0.92	4.72	40	2.5	1.8	9.6
PML8022	1.1	80	2800	240	75	0.95	6.43	55	2.5	1.8	11.3
PML90S-2	1.5	90	2800	240	76	0.95	8.66	70	2.5	1.8	13
PML90L-2	2.2	90	2800	240	77	0.95	12.50	100	2.5	1.8	16
PML100L-2	3	100	2800	240	79	0.95	16.70	120	2.2	1.8	26
PML112M-2	4	112	2800	240	79	0.95	22.50	6	1.8	1.8	36
PML6314	0.12	63	1400	240	55	0.90	1.19	8	1.8	1.8	4.1
PML6324	0.18	63	1400	240	60	0.92	1.36	12	1.8	1.8	4.9
PML7114	0.25	71	1400	240	62	0.92	1.83	16	2.5	1.8	5.8
PML7124	0.37	71	1400	240	65	0.92	2.58	21	2.5	1.8	6.8
PML8014	0.55	80	1400	240	68	0.92	3.66	25	2.5	1.8	9.1
PML8024	0.75	80	1400	240	71	0.92	4.78	40	2.5	1.8	10.4
PML90S-4	1.1	90	1400	240	73	0.95	6.61	50	2.5	1.8	13
PML90L-4	1.5	90	1400	240	75	0.95	8.77	80	2.5	1.8	16
PML100L1-4	2.2	100	1400	240	76	0.95	12.70	100	2.5	1.8	26
PML100L2-4	3	100	1400	240	77	0.95	17.10	130	2.5	1.8	31
PML112M-4	4	112	1400	240	79	0.95	22.20	130	2.5	1.8	35

Installation Dimensions(mm)



Frame	Installation Dimensions (mm)																							Overall Dimensions (mm)				
	IMB3										IMB14							IMB5										
	A	B	C	D	E	F	G	H	K1	K2	M	N	P	R	S	T	M	N	P	R	S	T	AB	AC	AD	HD	L	
63	100	80	40	11	23	4	8.5	63	7	10	75	60	90	0	M5	2.5	115	95	140	0	10	3.0	120	119	118	181	231	
71	112	90	45	14	30	5	11	71	7	10	85	70	105	0	M6	2.5	130	110	160	0	10	3.5	132	137	125	196	250	
80	125	100	50	19	40	6	15.5	80	10	13	100	80	120	0	M6	3.0	165	130	200	0	12	3.5	160	155	146	226	278	
90S	140	100	56	24	50	8	20	90	10	13	115	95	140	0	M8	3.0	165	130	200	0	12	3.5	175	172	151	241	322	
90L	140	125	56	24	50	8	20	90	10	13	115	95	140	0	M8	3.0	165	130	200	0	12	3.5	175	172	151	241	352	
100L	160	140	63	28	60	8	24	100	12	16	130	110	160	0	M8	3.5	215	180	250	0	15	4.0	198	194	162	262	414	
112M	190	140	70	28	60	8	24	112	12	15	130	110	160	0	M8	3.5	215	180	250	0	15	4.0	220	217	186	298	424	



Persistence in Engineering, Durability in Performance



📞 **03 9279 2886**

🌐 [www.perdurus.com.au](http://www.perdurus.com.au)

✉ [info@perdurus.com.au](mailto:info@perdurus.com.au)

📍 12 Venture Ct, Dandenong South VIC 3175, Australia

